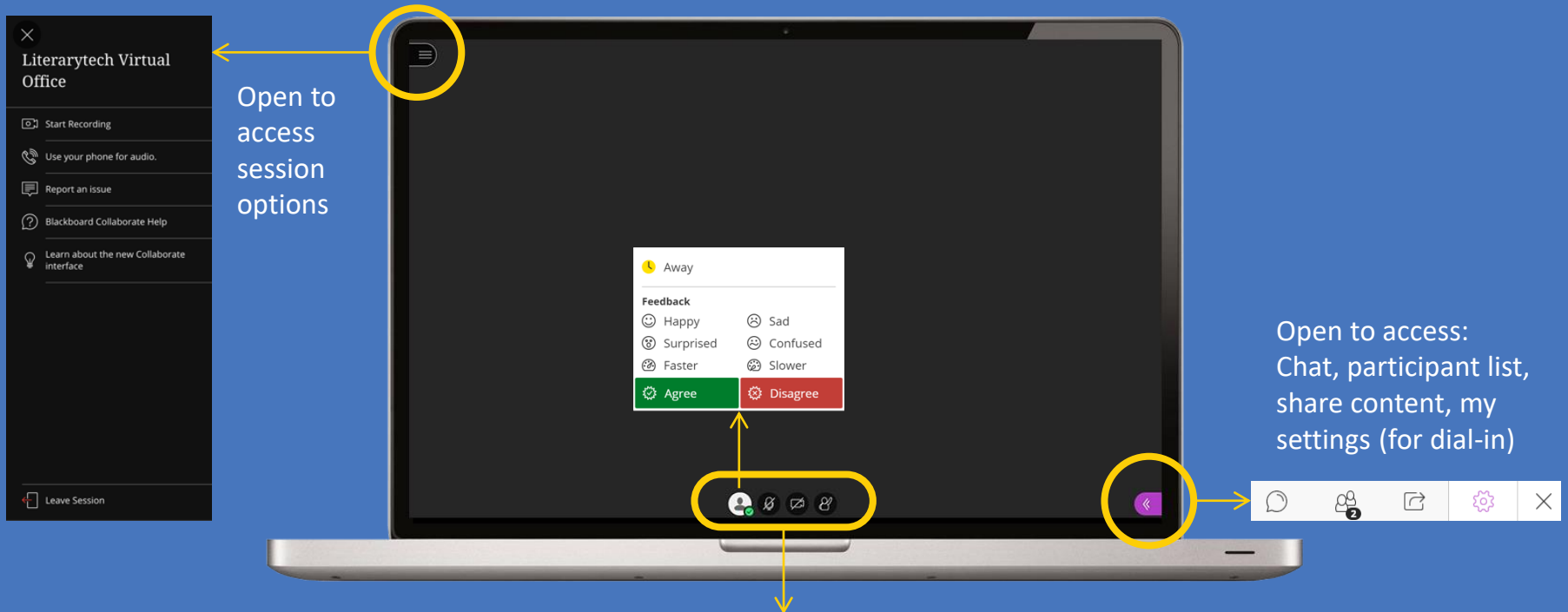


Welcome to Blackboard Collaborate. We will begin the session shortly.



Click the silhouette to add a picture | Click the check mark to indicate status | Turn on audio or video | Raise your hand

Blackboard

Cohort: Blackboard Learn with the Ultra Experience

Session 6: Ultra Course View Deep Dive: Course Communication
October 2018



Your Cohort Team



Jasmine Banks
Client Success



Wade Fields
Product Management




Jason Hardin
Product Management



Brent Mundy
Product Management



Brad Evans
Product Management



Francesca Monaco
Product Marketing

Session		Key Topics
<i>Week 1</i>	Orientation/Introduction to the Cohort & Path to the Ultra Experience	<ul style="list-style-type: none"> • Cohort overview, introductions, format, and curriculum • Suggested path to the Ultra experience
<i>Week 2</i>	Introduction to the SaaS Deployment for Learn	<ul style="list-style-type: none"> • SaaS overview and benefits • How to make the move to SaaS
<i>Week 3</i>	Introduction to the Ultra Experience for Learn	<ul style="list-style-type: none"> • Ultra experience overview and benefits • Experience outside of courses, the Ultra Navigation
<i>Week 4</i>	Ultra Course View Deep Dive: Designing an Ultra Course & Course Conversion	<ul style="list-style-type: none"> • Our design approach, overview of the Ultra Course View, creating content, and course conversion
<i>Week 5</i>	Ultra Course View Deep Dive: Assessment & Grading	<ul style="list-style-type: none"> • Assignments, Tests, Goal Alignment, Rubrics, Gradebook, and more
<i>Week 6</i>	Ultra Course View Deep Dive: Course Communication	<ul style="list-style-type: none"> • Discussions, Conversations, Messages, and more
<i>Week 7</i>	Learning Analytics & Integrations	<ul style="list-style-type: none"> • Supporting existing and developing new integrations • Learning analytics found in the Ultra experience
<i>Week 8</i>	The Ultra Roadmap, Your Path Forward, & Cohort Closing	<ul style="list-style-type: none"> • The Learn roadmap for the Ultra experience • Conducting an Ultra pilot and other next steps

Forward-Looking Statement

Statements regarding our product development initiatives, including new products and future product upgrades, updates or enhancements represent our current intentions, but may be modified, delayed or abandoned without prior notice and there is no assurance that such offering, upgrades, updates or functionality will become available unless and until they have been made generally available to our customers.

Agenda

- Conversations
- Discussions
- Messages
- Notifications

Course Communication: See It Live



Course Communication

Conversations, Discussions, Messages, & Notifications

The screenshot shows the Blackboard interface for an 'astronomy - Astronomy 101' course. The 'Discussions' section is visible at the top, listing three units: 'Unit 1: Astronomy Overview', 'Unit 2: Astrophotography/Imaging', and 'NASA Funding'. A '+' icon is highlighted in orange next to the first unit. Below this, the 'Messages' section is open, showing a list of messages for 'Introduction to Theatre'. A 'Show All' dropdown menu is open, listing 'Show All', 'Introduction to Thea...', 'Stagecraft', and 'Theatre Analysis'. The 'Messages' list includes a message from 'Michael Donovan and Cathy Chu' (26 seconds ago, at 5:23 PM) asking 'Can we discuss our scene with you?', a message from 'Cathy Chu' (3 minutes ago, at 5:21 PM) asking 'Where is the Aleshire Theatre?', and a message from 'Introduction to Theatre' (7 hours ago, at 9:46 AM) stating 'The first play is in Aleshire Theatre.' A 'View All Messages' link is at the bottom of the list. A 'Blackboard' sidebar is on the left, with 'Messages' highlighted by a purple arrow.

The screenshot shows the 'Notification Settings' page for a 'Profile'. The 'SMS Notifications' section is active, displaying a phone number '5555555555' and a 'Change or remove your phone number in your profile.' link. Below this, there are checkboxes for 'Notify me by SMS about these activities': 'New grades and feedback', 'New gradable items', and 'New messages'. A 'Class Conversation' window is overlaid on the right, titled 'Introduction to Sociology' and 'Test 1: Research Methods'. It shows two messages: one from 'Mei Wong' (1 hour ago, at 10:10 AM) asking 'So as far as studying the case studies, are you just going to try to apply research methods to them or...?' and one from 'Henry Wagner' (1 hour ago, at 10:18 AM) stating 'Yes, that's how I'm going to review them. Get ready for essays and explain which research method I used.' 'Cancel' and 'Save' buttons are at the bottom of the notification settings page.

Analytics & At-risk: Discussion Insight and Action

Available now

Conceptual mock-up subject to change without notice

0. Fundamentals of Artificial Intelligence

28 of 28
GRADED

Discussion 1: Software patents challenges

← Filip Folkesson

Francesca Fraser

Francisco Fernandez →

1 Response | 1 Reply



Activity (3/26/18 - 6/28/18)

1 Response | 1 Reply

[Undo Override](#)



Discussion Topic



Take a look to the article: [Patenting intellectual property for artificial intelligence as complex as some AI code](#) and share with the class:

- Why do you think software patents are important for AI?
- What are going to be the software patent challenges in 5 years and why?

Also, remember to refer to your study materials as a focus for your answers.

Remember

- Be clear and timely
- Be respectful to different ideas
- Be critical and reflexive



Francesca Fraser

3/28/18, 12:56 PM

It seems a different issue would be a consideration of timeliness and how to determine the necessary information in a timely manner (and how to determine what is considered timely on either end). Additionally, license agreements can be confusing and unclear.

Discussion Analysis



Student's critical thinking level

High

Student's sentence complexity

13th grade

Class Average: 11th grade

Discussion Details	Student's Participation	Class Average
Responses	1	0.44
Replies	1	1.08
Average Word Count	44.5	35.74

Institution Page

Available now and more in 2018

The screenshot displays the Blackboard interface for editing an Institution Page. On the left is a dark navigation sidebar with the Blackboard logo and a list of navigation items: Institution Page, Brent Mundy, Activity Stream, Courses, Organizations, Calendar, Messages, Grades, Tools, Admin, and Sign Out. The main content area shows the Institution Page being edited, with a header that reads "You're editing the Institution Page". A banner image of a university building at night is visible, along with a circular seal for "THE STATE UNIVERSITY 1900".

Two modal windows are overlaid on the page:

- Edit Banner:** A window titled "Institution Page Edit Banner" containing a preview of the banner image, a trash icon, and a text input field labeled "Type or paste an image URL" with an "Insert" button.
- Module Name:** A window titled "Module Creator Module Name" with an "Audience" section. It includes a "Select Audience" dropdown menu, a text input field for the "Module Name" (containing "dfasdf"), and "Cancel" and "Save" buttons at the bottom.

The "Select Audience" dropdown menu is open, showing the following roles: Student, Faculty, Staff, Alumni, Prospective Student, Guest, Other, and Observer.

Custom Locale Support

Available now

Administrator Tools

Ultra French Pack User Renamed

7000 Keys

Sort by category

Category Name (3)

key.name.code.identifier.thing

Reference string

page.system.tool.step2.node.instructions

The key and secret are checked from the bottom up. The system checks the key and secret on the node where a course resides; if no settings have been made for this node, then it moves up the hierarchy until it finds a legitimate key and secret, or reaches the top. If no key and secret are located in the hierarchy, then those entered in the System Settings are used.

page.content.create.step1.instructions

Identify the tool to be used with this link by selecting it from the list.

Category Name (35)

Category Name (12)

Blackboard

- Beth Carlson
- Activity Stream
- Courses
- Organizations
- Calendar
- Messages
- Grades
- Tools
- Admin
- Log Out

Administrator Tools

Administrator Panel Language Packs Manage Language Pack

Manage Language Pack: fr_FC_C

LANGUAGE PACK INFORMATION

Name: Français (French Canadian Custom)

Code: fr_FC_C

SYSTEM AVAILABILITY

Available: Yes No

System Default: Yes No

LANGUAGE PACK AVAILABILITY

Available as a Course Language: Yes No

Available as an Organization Language: Yes No

Available as a User Language: Yes No

ULTRA LANGUAGE PACK

Ultra Pack: Select an option

- Create custom Ultra language pack
- Existing custom Ultra language pack 1
- Existing custom Ultra language pack 2
- Existing custom Ultra language pack 3
- Existing custom Ultra language pack 4

CALENDAR

Default:

TERMS AND CONDITIONS

I have read and accept the terms and conditions of the [Blackboard Language Pack Editor Creator Terms of Use](#)

Click **Submit** to proceed.

Cancel Submit










Course Level Groups

Available December 2018










Create and manage groups

Course Groups

2 Sets | 7 Groups New Group Set (+)

Group Set ^	Members	
 Field Work Teams 6 Groups (Hide)	33/33	...
 New Group 1		
 New Group 2		
 New Group 3		
 New Group 4		
 New Group 5		
 New Group 6		
 Low performing Students 1 Group (Hide)		
 New Group 1		

Details & Actions

-  **Roster**
View everyone in your course
-  **Course Description**
[View the course description](#)
-  **Course Groups**
2 Sets | 7 Groups
-  **Course is open**
Students can access this course
-  **Course Room**
[Join session](#) ▾
-  **Attendance**
Mark attendance
-  **Announcements**
2 Posted | 2 Total
-  **Books & Tools**
View course & institution tools
-  **Question Banks**
Manage Banks

Journals

Q2 2019

Intro to Nursing

New Journal 5/8/18

Journal

Hidden from students

Grades & Participation →

Journal Settings

Grading
This journal isn't graded

Provide a prompt for the journal entry below!
Create a prompt to facilitate this journal entry. Your student's responses will be shown individually and to you only.

B *I* U ^X X₂ ABC *f(x)*

What would you like your students to write about?

Continue without a prompt

[Save Draft](#)

1 Continue without a prompt

2 [Save Draft](#)

Course Communication Roadmap for 2018

Conversations

- Collaborate integration
- Central location for files
- Better presence indicators

Activity Stream

- Better granularity
- More personalization
- More analytic insights
- Penny system announcements

Messages

- Push Notifications
- Improvements to Roll-up Feature
- Reply from Email
- Course Announcement: Reuse
- Course Announcement: Push to all Sections

Discussions

- Rating or "liking" posts
- Flagging posts or pinning posts
- Graded Discussion Thread Locking
- Allow/disallow student deletion of posts
- Allow/disallow student editing of posts
- Late Submission Handling
- Non-graded Forums
- Search Discussions
- Performance Improvements
 - Fast navigation from post to post:
 - Always quickly access the seed post / prompt for a discussion
- Improvements to Discussion Insights
- Office 365 G Suite Integration

Questions?



Post one feature or workflow
you're most excited about
that you've heard about
in today's session.

Next Steps

- Try out what we discussed today using the new CourseSites (new.coursesites.com)
- For detailed information, view the Ultra Course documentation on help.blackboard.com
- Join us next week when we discuss Integrations and Learning Analytics

Blackboard[®]